

# Valentijnsbal 2024 - RSCDS Delft branch

## 1 MEET THE CORNERS R32 · 3/4L

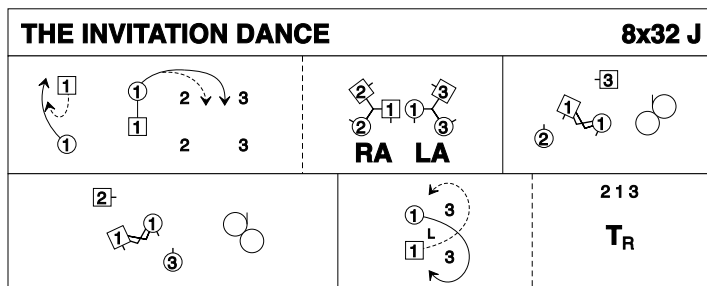
Rod Downey: *They Stole my Wife From Me Last Night* · Crib: *E-cribs*

- 1– 1c cross RHl cast to 3plx (2c up) ; cross LHl cast to 2pl (2,1,3)  
 9– 1M+1cnr+2cnr advance{2} and join hands in BiL[pos] l set ; retire{2} l set (2,1,3)  
 17– 1W+1cnr+2cnr repeat [9–16] (2,1,3)  
 25– 1c turn 1cnrs RHl pass RSh ; turn 2cnrs RHl pass RSh to 2pl (2,1,3)

## 2 THE INVITATION DANCE J32 · 3/4L

Roy Goldring: *Auld Friends Meet* · Crib: *E-cribs* · Diagram: *Keith Rose's Diagrams*

- 1– 1c pass Rsh and 1W pivots R to follow P l 1c cast (2c up) to 2pl W above M facing M side ; 2c+1W RHA & 1M+3c LHA. 1c finish in promhold facing M side  
 9– Diag. Reel3 with 1cnrs, start Rsh to 2M, finish as before  
 17– Diag. Reel3 with 2cnrs, start Lsh to 3M, finish dancing down  
 25– 1c dance between 3c, cross and cast up to 2pl ; All turn P RH



Roy Goldring, 2005, *Auld Friends Meet*

3C/4C longwise set.

## 3 THE MUSIC AND THE DANCE S32 · 3/4L

Ann Campbell: *Who's Who in Toronto* · Crib: *E-cribs* · Diagram: *SCDDbContributed Cribbs & Diagrams*

- 1– 1c cross RHl cast (2c up) ; ½Fig8 up (2,1,3)  
 9– 2c+1c+3c The Knot. (3,1,2)  
 17– Set&Rotate for three [= All Set l all cast clw to lines across ; all C change place RHl all chase clw to (2,1,3)].  
 25– Circle6 and back



## 4 THE DANCE OF DIAMONDS R32 · 3/4L

Graham & Fay Cattell: *Scottish Country Dances in Diagrams. Ed. 8* · Crib: *E-cribs*

- 1– 1W+3M cast and chase clw half round to exchanged places **while{4}** 1M+2M+2W+3W ½ diagonal R&L (3x,2x,1x) ; 1M+3W cast and chase clw half round to exchanged places **while{4}** 1W+2W+2M+3M ½ diagonal R&L (to 1,2,3)  
 9– 1c set advancing l cast off one (2c up) ; turn RH 1½ to face 1cnr (polite turn)  
 17– SetH&G, finish BtoB in middle, M (W) facing up (down)  
 25– 2c+1M & 1W+3c LHA ; 2c+1W & 1M+3c RHA (to 2,1,3)

## 5 HAPPY VALENTINE J32 · 3/4L

May Macfarlane: *Tayside Collection 1983-2003* · Crib: *MiniCribbs*

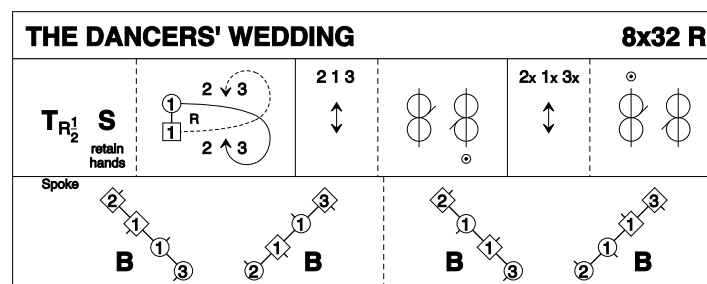
- 1-4 1s lead down & cross to face 3s (2s step up 1-2), 1s turn 3s on sides (1L+3M LH, 1M+3L RH)  
 5-8 1s NHJ dance up to 2nd place & turn 2s on the sides (1M+2L RH, 1L+2M LH)  
 9-16 1s dance 6 bar reels of 3 on opposite sides (1s in/down, 2s out/down, 3s out/up to start), 1s turn LH to face 1st corners  
 17-24 1s turn 1st corner RH, partner LH, 2nd corner RH & cross LH to own sides  
 25-32 All circle 6H round & back

## INTERVAL 1

## 6 THE DANCERS' WEDDING R32 · 3/4L

Jimmie Hill: *RSCDSXL13* · Crib: *E-cribs* · Diagram: *Keith Rose's Diagrams*

- 1– 1c turn RH ½ l set to P with RHJ (2c up) ; 1c lead down, cross below 3c and cast up to (2,1,3)  
 9– All A&R ; ½ Reels3 across (Lsh to 1cnr) (2x,1x,3x)  
 17– All A&R ; ½ Reels3 across (Lsh to 3cnr pos), 1c finish LHJ with P and RHJ with 4cnr  
 25– the Spoke: BiL{1}, advance LHJ cclw to next cnr {1} l repeat 3 times, on [31–32] 1c petronella turn to (2,1,3)



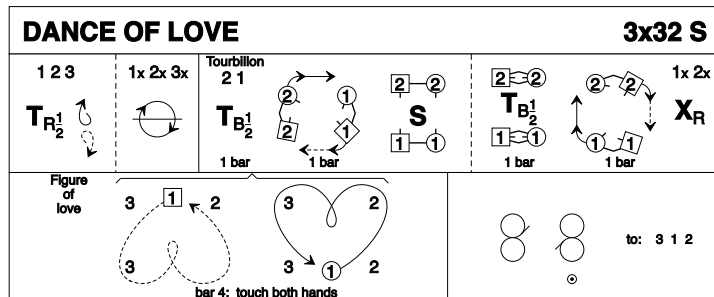
Jimmie Hill, 1998, *RSCDS Book 41.3*

3C/4C longwise set.

## 7 DANCE OF LOVE S32 · 3/3L

Aymeric Fromherz · Crib: E-cribs · Diagram: Keith Rose's Diagrams

- 1–4 1s, 2s and 3s dance half turn (RH) and twirl.  
 5–8 1s, 2s and 3s dance a half chase clockwise, to go back to original lines (3, 2, 1).  
 9–16 1s and 2s dance the Tourbillon  
 17–24 1s dance the figure of love  
 25–32 1s dance a reel of three across with 2s and 3s, 1st man down, 1st lady up, to 3, 1, 2.



Aymeric Fromherz, 2018

3C/3C longwise set.

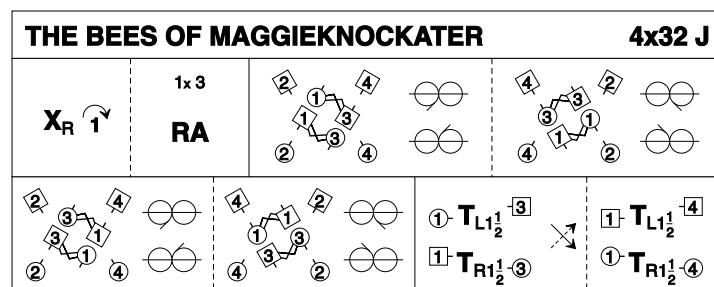
### Tourbillon

- Bar 1 1st Lady and 2nd Man Take Both hands with Partners, Turn halfway and release Partners' left Hands, Finishing Facing Up and Down;  
 Bar 2 retaining Nearer hands Hold, all Travel clockwise around the rectangle formed by their Starting Places to Finish On the sides Facing Inwards, 1st Lady and 2nd Man in their Starting Places;  
 Bars 3-4 1st Couple, on the Ladies' Side, Set Facing 2nd Couple, on the Men's Side;  
 Bar 5 1st Man and 2nd Lady Take Both hands with Partners, Turn halfway and release Partners' left Hands, Finishing Facing Up and Down;  
 Bar 6 retaining Nearer hands Hold, all Travel clockwise around the rectangle formed by their Starting Places to Finish On the sides Facing Inwards, all on Opposite sides, 2nd Couple now in 1st Place;  
 Bars 7-8 all Cross By the right to Finish on Own side

## 8 THE BEES OF MAGGIEKNOCKATER J32 · 4/4L

John Drewry: Thirty Popular Dances, Volume Two · Crib: E-cribs · Diagram: Keith Rose's Diagrams

- 1– 1c cross RHI cast off (2c up) ; 1c+3c RHA, finish as pairs 1M+3W & 3M+1W facing out on W/M side in promhold  
 9– Pairs+ 2c+4c Rsh ½Reels3 on sides ; pairs meet & take P in promhold for Lsh ½Reels3 on sides  
 17– Meet and repeat (as pairs Rsh ½Reels3; with P Lsh ½Reels3)  
 25– 1c (passing inside) turn 3c 1½ EasyHand ; 1c cross and passing inside turn 4c EH 1½ (to 2,3,4,1)



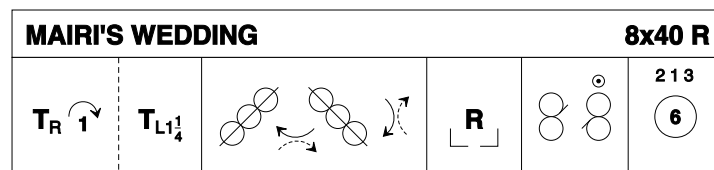
John Drewry, 1975, Canadian Book, RSCDS Thirty Popular Dances Vol 2

4C/4C longwise set.

## 9 MAIRI'S WEDDING R40 · 3/4L

James B Cosh: Twenty Two SCD · Crib: E-cribs · Diagram: Keith Rose's Diagrams

- 1– 1c turn RHI cast (2c up) ; turn LH to face 1cnrs  
 9– 1c ½Reel4 with 1cnrs (pass P Lsh) ; Repeat with 2cnrs  
 17– Repeat with 3cnrs (1cnr person) ; Repeat with 4cnrs (2cnr person)  
 25– 1W+2c & 1M+3c Reels3 across, Lsh to 1cnr  
 33– 2c+1c+3c circle6 and back



James Cosh, 1959, 22 SCDs, RSCDS Thirty Popular Dances Vol 2

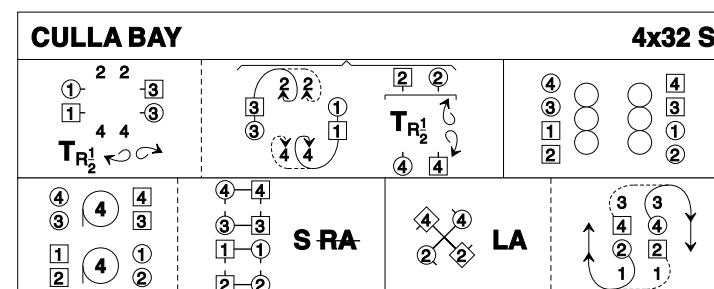
3C/4C longwise set.

Note: Cosh explicitly tells 1c to pass Lsh in [9–24]; however the Rsh pass is quite common, and sometimes nicknamed "Mairi's Divorce".

## 10 CULLA BAY S32 · 4S

Ann Dix: RSCDSLX12 · Crib: E-cribs · Diagram: Keith Rose's Diagrams

- 1– 1c+3c turn RH ½ with person opposite, face that person I twirl R and into opposite place ; 2c+4c repeat this and face in **while** { 1c+3c (W leading) chase ¼ clw I curve into centre and swivel R to face out (1c facing 4pl and 3c facing 2pl)  
 9– Parallel Reels4 across  
 17– 2c+1c & 3c+4c circle4 L ; face other couple and set ½ RHA, flowing into  
 25– 2c+4c LHA in the middle ; dance out passing same sex standing dancer on the side Rsh, and chase R (M leading) to 1pl/3pl (to 2,3,4,1).



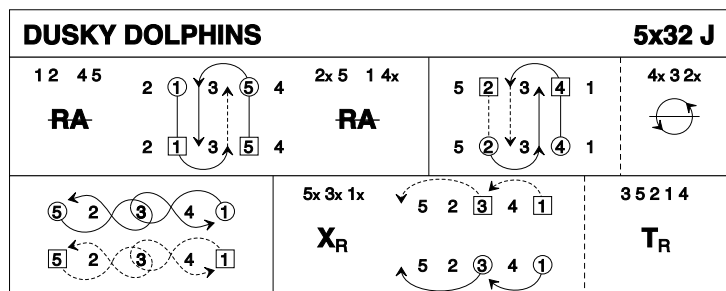
Ann Dix, 1992, Reel Friends, RSCDS Book 41.2, RSCDS Thirty Popular Dances Vol 2

4C/4C square set.

## 11 DUSKY DOLPHINS J32 · 5/5L

Pauline Beaton: Southsea Celebrates 50 Years of Scottish Country Dancing · Crib: MiniCrib · Diagram: Keith Rose's Diagrams

- 1-8 1s+2s also 4s+5s dance RH across 1/2 way & 1s+5s chase 1/2 way anticlockwise round 3s then 2s+5s also 1s+4s dance RH across 1/2 way
- 9-16 2s+4s chase anticlockwise 1/2 way round 3s, 4s+3s+2s chase anticlockwise 1/2 way. (5)2(3)2(1)
- 17-24 5s dance Fig of 8 on sides round 2s+3s **while** 1s dance Fig of 8 on sides round 4s+3s (5s & 1s giving LSh to start)
- 25-32 5s+3s+1s cross RH to own sides & 3s cast up to 1st place **while** 1s cast up to 4th place & all turn RH. 3 5 2 1 4



Pauline Beaton, 2005, Southsea 50

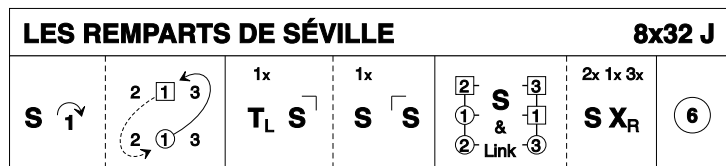
5C/5C longwise set.

## INTERVAL 2

## 12 LES REMPARTS DE SÉVILLE J32 · 3/4L

Aliénor Latour: RSCDS502 · Crib: E-cribs · Diagram: Keith Rose's Diagrams

- 1- 1c set I cast off (2c up) ; 1c 1/2 Fig8, Lsh to 1c nr
- 9- 1c turn LH to face 1c nr 6 bars of set H&G, into lines across
- 17- S&Link3 ; all set I all cross RH
- 25- Circle6 and back (2,1,3)



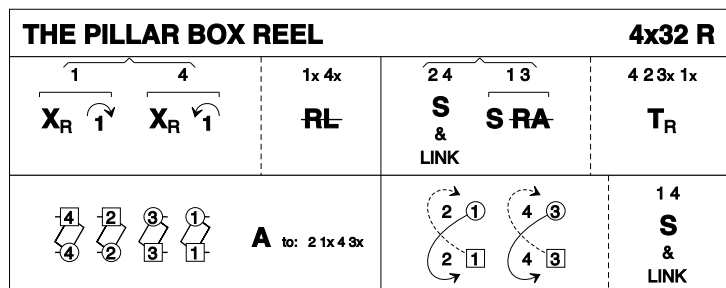
Aliénor Latour, 2014, RSCDS Book 50.2

3C/4C longwise set.

## 13 THE PILLAR BOX REEL R32 · 4/4L

Anne Thorn: The Magic of Music · Book 2 · Crib: MiniCrib · Diagram: Keith Rose's Diagrams

- 1-4 1s+4s cross RH, 1s cast off one place as 4s cast up one place. 2s & 3s step down/up bars 3-4
- 5-8 1s+4s dance 1/2 R&L ending 2 4 1 3.
- 9-12 4s+2s dance Set+Link **while** 1s+3s set & dance RH across 1/2 way. 4 2 (3) (1)
- 13-16 All 4 couples turn partners RH once round & take allemande. hold, 4s & 2s couples facing up, 3s & 1s facing down.
- 17-24 All dance interlocking allemandes ending 2 (1) 4 (3).
- 25-28 1s & 3s dance 1/2 Fig 8 through the couple above (1s through 2s, 4s through 3s)
- 29-32 1s+4s dance Set+Link. Finish 2 4 1 3



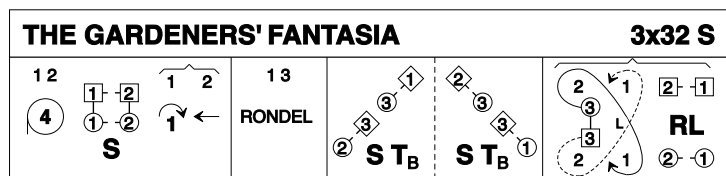
Anne Thorn, 2014, Magic of Music 2

4C/4C longwise set.

## 14 THE GARDENERS' FANTASIA S32 · 3/3L

Pamela Cook: RSCDSXLVI 2 · Crib: E-cribs · Diagram: Keith Rose's Diagrams

- 1- 1c+2c Circle4 L and face up/dn NHJ ; Set I 1c turn inwards and cast as 2c dance up and 3c step in for
- 9- 1c+3c Rondel, 3c finish facing 1c nr
- 17- 3c set to and turn cnrs, finish on sidelines (2,3x,1) with 1c facing 2c
- 25- 3c dance up I cast off ; lead down LHJ, cross and cast up **while** (8) 2c+1c R&L, starting along the sides (2,3,1)



Pamela Cook, RSCDS Book 46.2

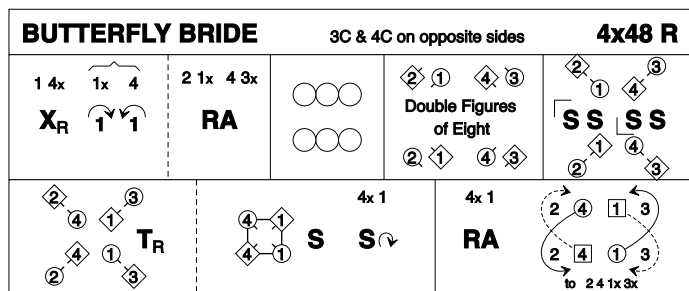
3C/3C longwise set.

## 15 BUTTERFLY BRIDE R48 · 4/4L

Bill Forbes: Craigievar Book of Scottish Dances · Crib: MiniCribbs · Diagram: Keith Rose's Diagrams

3s & 4s on opp sides

- 1-8 1s also 4s cross RH & cast in 1 place, 2s+1s also 4s+3s dance RH across  
 9-16 All dance RShreels of 4 on sides  
 17-24 2s+1s also 4s+3s dance double Fig of 8 with 1s & 4s dancing between 2s/3s 1s & 4s end BtoB facing nearest corners  
 25-32 1s & 4s dance "Hello-Goodbye" setting to end facing opposite corners  
 33-40 1s & 4s turn (long) corners RH join hands in circle, Set & Rotate round to right to face in again  
 41-48 1s+4s dance RH across, dance out between end couples cross & cast in 1 place to end 2 4 (1) (3)



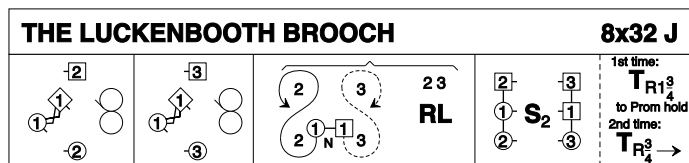
Bill Forbes, Craigievar Book 1

4C/4C longwise set.

## 16 THE LUCKENBOOTH BROOCH J32 · 3/4L

John Bowie Dickson: RSCDSLIII 6 · Crib: E-cribs · Diagram: Keith Rose's Diagrams

- 1- 1c in promhold (1M on the R) Reel3 with 2c (Rsh to 2M), 2c finish in 1pl  
 9- Repeat with 3c, finish in centre, facing M side, 1M above 1W  
 17- 2c+3c dance R&L while {8} 1c dance out on M side, divide and cast to meet in centre, dance out on W side, divide and cast into  
 25- In lines across 1M+2c facing 1W+3c set twice ; 1c turn RH 1 3/4 to promhold to continue (2,1,3) (on 2nd time through, turn RH 3/4 and dance down to 4pl (4c up))



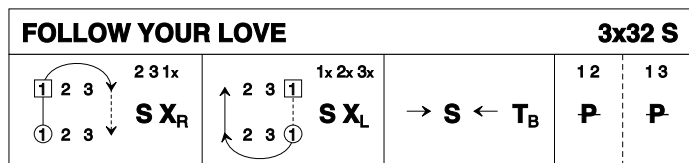
John Bowie Dickson, 1968, RSCDS Book 53, Glendarroch Sheet 28

3C/4C longwise set.

## 17 FOLLOW YOUR LOVE S32 · 3/3L

Dee Steed: Friendship Dances · Crib: E-cribs · Diagram: Keith Rose's Diagrams

- 1- 1W (1M following) cast off 2 places and cross (2c+3c up) ; all set l cross RH (2x,3x,1)  
 9- 1M (1W following) cast up 2 places and cross (2c+3c down) ; all set l cross LH (1,2,3)  
 17- 1c lead down l set to P ; lead up l turn BH. On [24] 2c step in ready for  
 25- 1c+2c 1/2 Poussette ; 1c+3c 1/2 Poussette



Dee Steed, Friendship Dances

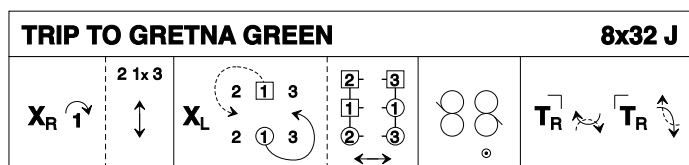
3C/3C longwise set.

## RESERVES

## 18 TRIP TO GRETNA GREEN J32 · 3/4L

Source unknown · Crib: E-cribs · Diagram: Keith Rose's Diagrams

- 1- 1c cross RH l cast (2c up) ; 2c+1c+3c A&R  
 9- 1c cross LH and cast L into lines across ; 2c+1W & 1M+3c A&R  
 17- Reels3 across 1c giving Rsh to 1c nr, finish BtB facing 1c nr  
 25- 1c turn 1c nr RH l pass P Rsh ; turn 2c nr RH, pass P Rsh to (2,1,3)

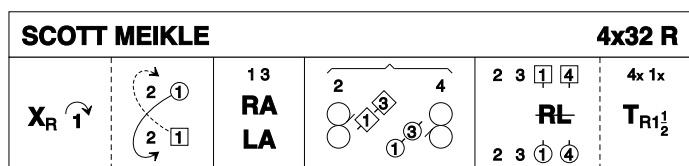


3C/4C longwise set

## 19 SCOTT MEIKLE R32 · 4/4L

Alice McLean: RSCDSLVI 3 · Crib: E-cribs · Diagram: Keith Rose's Diagrams

- 1- 1c cross RH l cast (2c up) ; 1/2 Fig8 up (2,1,3,4)  
 9- 1c+3c RHA, LHA (2,1,3,4)  
 17- Lsh opposing Reels3 across: (1W+3W behind dancing as one) with 2c and (3M+1M behind) with 4c (to 2,3,1,4)  
 25- 1c+4c 1/2 R&L ; turn RH 1 1/2 (2,3,4,1)



Alice McLean, Laurieston Collection 1, RSCDS Book 46.3

4C/4C longwise set.